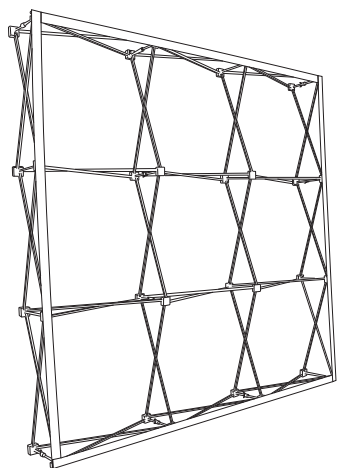
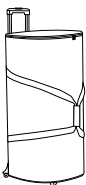


1. SET UP THE POP UP STRUCTURE


 CONTENT


x1


Open the bag, check the content of the bag and take out all the pieces carefully.



x1

To set-up the Pop Up, first it is recommended to unfold its structure on the ground and not standing up until having attach the graphic, as shown in the next 2 steps below.

1



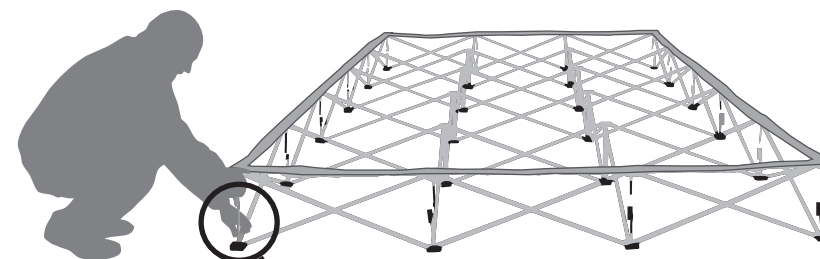
2



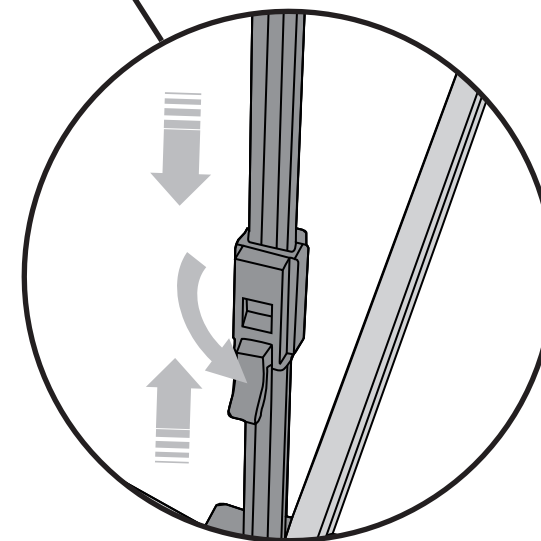
For those cases in which the graphic is **supplied by the client**, we recommend making use of the materials listed in the following **QR code** (scan for downloading Excel file). Please contact us or visit **www.cashdisplay.com** for more information.



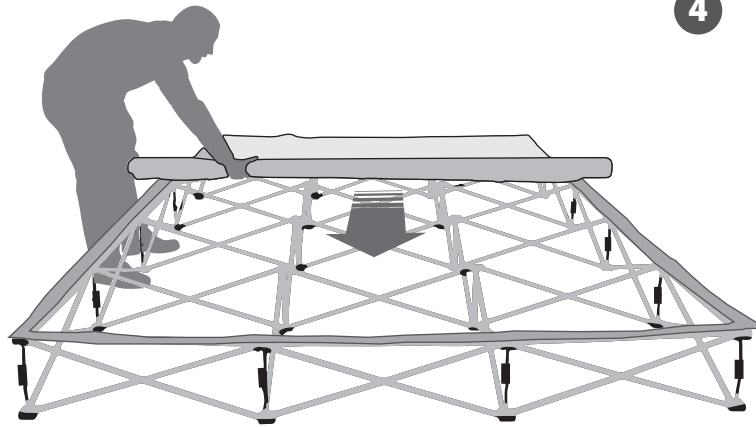
2. SET UP THE POP UP STRUCTURE




3



3. GRAPHIC ATTACHMENT



4



5

4. STANDING UP THE POP UP

